

Introductory sub-table (I)(a)

Name of the Company: SBEC SUGAR LIMITED			
Scrip Code, Name of the scrip, class of security: 532102 , SBEC Sugar Limited , Equity			
Quarter ended: 30.06.2015			
Partly paid-up shares:-	No. of partly paid-up shares	As a % of total no. of partly paid-up shares	As a % of total no. of shares of the company
Held by promoter/promoter group	0	0	0
Held by public	0	0	0
Total	0	0	0
Outstanding convertible securities:-	No. of outstanding securities	As a % of total no. of outstanding convertible securities	As a % of total no. of shares of the company, assuming full conversion of the convertible securities
Held by promoter/promoter group	0	0	0
Held by public	0	0	0
Total	0	0	0
Warrants:-	No. of warrants	As a % of total no. of warrants	As a % of total no. of shares of the company, assuming full conversion of warrants
Held by promoter/promoter group	0	0	0
Held by public	0	0	0
Total	0	0	0
Total paid-up capital of the company, assuming full conversion of warrants and convertible securities	47653880		100


for SBEC SUGAR LIMITED

Shobit Nehra
Company Secretary




Statement Showing Shareholding Pattern as on 30.06.2015

Category code	Category of Shareholder	Number of Shareholders	Table (I)(a)		Total shareholding as a percentage of total number of shares		Shares Pledged or otherwise encumbered	
			Total number of shares	Number of shares held in dematerialized form	As a percentage of (A+B) ¹	As a percentage of (A+B+C)	Number of shares	As a percentage (D)=(VII)/(IV)*100
			(iii)	(iv)	(v)	(vi)	(vii)	(viii)
(A)	Shareholding of Promoter and Promoter Group							
1	Indian							
(a)	Individuals/ Hindu Undivided Family	3	1655010	1626700	3.47	3.47	0	0.00
(b)	Central Government/ State Government(s)	0	0	0	0.00	0.00	0	0.00
(c)	Bodies Corporate	4	29400452	29400452	61.70	61.70	0	0.00
(d)	Financial Institutions/ Banks	0	0	0	0.00	0.00	0	0.00
(e)	Any Others(Specify)				0.00	0.00	0	0.00
(e-i)		0	0	0	0.00	0.00	0	0.00
(e-ii)		0	0	0	0.00	0.00	0	0.00
	Sub Total(A)(1)	7	31055462	31027152	65.17	65.17	0	0.00
2	Foreign							
a	Individuals (Non-Residents Individuals/Foreign Individuals)	0	0	0	0.00	0.00	0	0.00
b	Bodies Corporate	0	0	0	0.00	0.00	0	0.00
c	Institutions	0	0	0	0.00	0.00	0	0.00
d	Qualified Foreign Investor	0	0	0	0.00	0.00	0	0.00
e	Any Others(Specify)	0	0	0	0.00	0.00	0	0.00
e-i		0	0	0	0.00	0.00	0	0.00
e-ii		0	0	0	0.00	0.00	0	0.00
	Sub Total(A)(2)	0	0	0	0.00	0.00	0	0.00
	Total Shareholding of Promoter and Promoter Group (A)= (A)(1)+(A)(2)	7	31055462	31027152	65.17	65.17	0	0.00
(B)	Public shareholding							
1	Institutions							
(a)	Mutual Funds/ UTI		0	0	0.00	0.00	0	0.00
(b)	Financial Institutions/ Banks		0	0	0.00	0.00	0	0.00
(c)	Central Government/ State		0	0	0.00	0.00	0	0.00
(d)	Venture Capital Funds		0	0	0.00	0.00	0	0.00
(e)	Insurance Companies		0	0	0.00	0.00	0	0.00
(f)	Foreign Institutional Investors	2	959700	0	2.01	2.01	0	0.00
(g)	Foreign Venture Capital Investors		0	0	0.00	0.00	0	0.00
(h)	Qualified Foreign Investor		0	0	0.00	0.00	0	0.00
(i)	Any Other (specify)				0.00	0.00	0	0.00
(i-i)			0	0	0.00	0.00	0	0.00
(i-ii)			0	0	0.00	0.00	0	0.00
	Sub-Total (B)(1)	2	959700	0	2.01	2.01	0	0.00
B 2	Non-institutions							
(a)	Bodies Corporate	55	8610358	6198908	18.07	18.07	0	0.00
(b)	Individuals							
I	i. Individual shareholders holding nominal share capital up to Rs 1 lakh	3523	4177904	397374	8.77	8.77	0	0.00
II	ii. Individual shareholders holding nominal share capital in excess of Rs. 1 lakh.	76	2833554	202554	5.95	5.95	0	0.00
(c)	Qualified Foreign Investor	0	0	0	0.00	0.00	0	0.00
(d)	Any Other (specify)							
(d-i)	HUF	18	13130	10030	0.03	0.03	0	0.00
(d-ii)	NRI	3	1272	1272	0.0	0.0	0	0.00
(d-iii)	Clearing Members	1	500	500				
	Sub-Total (B)(2)	3676	15638718	6810638	32.82	32.82	0	0.00
	Total Public Shareholding (B)= (B)(1)+(B)(2)	3678	16598418	6810638	34.83	34.83	0	0.00
	TOTAL (A)+(B)	3685	47653880	37837790	100.00	100.00	0	0.00
(C)	Shares held by Custodians and against which Depository Receipts have been issued							
1	Promoter and Promoter Group	0	0	0	0	0.00	0	0.00
2	Public	0	0	0	0	0.00	0	0.00
	Sub-Total (C)	0	0	0	0	0	0	0.00
	GRAND TOTAL (A)+(B)+(C)	3685	47653880	37837790	NA	100.00	0	0.00



 SBEC SUGAR LIMITED

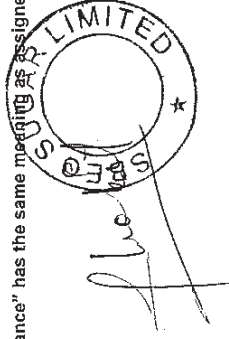
Sr.No	Notes
1	
2	
3	
4	
5	
6	
7	
8	
9	

[Handwritten signature]


(1)(b) Statement showing holding of securities (including shares, warrants, convertible securities) of persons belonging to the category "Promoter and Promoter Group".

S.No	Name of the shareholder	Details of Shares held		Encumbered shares (*)		Details of warrants		Details of convertible securities		Total shares (including underlying shares assuming	
		Number of shares held	As a % of grand total +(B) +(C)	No.	As a percentage (V)=(VI)/(VII)*100	As a % of grand total (A)+(B)+(C) of sub-clause (I)(a)	Number of warrants held	As a % total number of warrants of the same class	Number of convertible securities held		As a % total number of convertible securities of the same class
(I)	(II)	(III)	(IV)	(V)	(VI)	(VII)	(VIII)	(IX)	(X)	(XI)	(XII)
1	Mr. U.K.Modi	1571223	3.30	0	0.00	0.00	0	0	0	0	0
2	Mrs. Kumikum Modi	28300	0.06	0	0.00	0.00	0	0	0	0	0
3	Jayesh Modi	55487	0.12	0	0.00	0.00	0	0	0	0	0
4	Longwell Investment Pvt. Ltd.	2721500	5.71	0	0.00	0.00	0	0	0	0	0
5	A. to Z Holding Pvt. Ltd.	3382500	7.10	0	0.00	0.00	0	0	0	0	0
6	Moderate Leasing & Capital Services Ltd.	9065568	19.02	0	0.00	0.00	0	0	0	0	0
7	SBEC Systems (India) Ltd.	14230884	29.86	0	0.00	0.00	0	0	0	0	0
	TOTAL	31055462	65.17	0	0.00	0.00	0	0	0	0	0


(*) The term "encumbrance" has the same meaning as assigned to it in regulation 28(3) of the SAST Regulations, 2011



(I)(c)(i) Statement showing holding of securities (including shares, warrants, convertible securities) of persons belonging to the category "Public" and holding more than 1% of the total number of shares


Sr.No	Name of the shareholder	Number of shares held	Shares as a percentage of total number of shares (i.e., Grand Total (A)+(B)+(C) indicated in Statement at para (I)(a) above}	Details of warrants		Details of convertible securities		Total shares (including underlying shares assuming full conversion of warrants and convertible securities) as a % of diluted share capital
				Number of warrants held	As a % total number of warrants of the same class	Number of convertible securities held	% w.r.t total number of convertible securities of the same class	
1	Abhikum Leasing and Investments Pvt. Ltd.	5531994	11.61	0	0	0	0	0
2	Karvy Consultants Ltd.	760500	1.60	0	0	0	0	0
3	Paras Mal Jain	711400	1.49	0	0	0	0	0
4	Occident Orient Company Ltd.	710600	1.49	0	0	0	0	0
5	T C Healthcare Pvt. Ltd.	580218	1.22	0	0	0	0	0
TOTAL		8294712	17.41	0	0	0	0	0

Shakti




(I)(c)(ii) Statement showing holding of securities (including shares, warrants, convertible securities) of persons (together with PAC) belonging to the category "Public" and holding more than 5% of the total number of shares of the company

of secur	Name(s) of the shareholder(s) and the Persons Acting in Concert (PAC) with them	Number of shares	Shares as a percentage of total number of shares (i.e., Grand Total (A)+(B)+(C) indicated in Statement at para (I)(a) above)	Details of warrants		Details of convertible securities		Total shares (including underlying shares assuming full conversion of warrants and convertible securities) as a % of diluted share capital
				Number of warrants	As a % total number of warrants of the same class	Number of convertible securities held	% w.r.t total number of convertible securities of the same class	
1	Abhikum Leasing and Investments Pvt. Ltd.	5531994	11.61	0	0	0	0	0
TOTAL		5531994	11.61	0	0	0	0	0



(I)(d) Statement showing details of locked-in shares

Sr. No.	Name of the shareholder	Number of locked-in shares	Locked-in shares as a percentage of total number of shares (i.e., Grand Total (A)+(B)+(C) indicated in Statement at para (I)(a) above)
1			
2			
3		-----NIL-----	
4			
5			
TOTAL			



(II)(a) Statement showing details of Depository Receipts (DRs)

of secur	Type of outstanding DR (ADRs, GDRs, SDRs, etc.)	Number of outstanding DRs	Number of shares underlying outstanding DRs	Shares underlying outstanding DRs as a percentage of total number of shares {i.e., Grand Total (A)+(B)+(C) indicated in Statement at para (I)(a) above}
1				
2	-----NIL-----			
3				
TOTAL				

Photo



(II)(b) Statement showing holding of Depository Receipts (DRs), where underlying shares held by "promoter/promoter group" are in excess of 1% of the total number of shares

of secur	Name of the DR Holder	Type of outstanding DR (ADRs, GDRs, SDRs, etc.)	Number of shares underlying outstanding DRs	Shares underlying outstanding DRs as a percentage of total number of shares (i.e., Grand Total (A)+(B)+(C) indicated in Statement at para (I)(a) above)
1				
2	-----NA-----			
3				
TOTAL				

Handwritten signature

