



SBEC SUGAR LIMITED

17.10.2014

CIN: L15421UP1991PLC019160

To,
The Manager,
The Bombay Stock Exchange Ltd,
P J Towers,
Dalal Street,
Mumbai - 400 001

Sub.: Shareholding Pattern of the company (Stock Code: 532102)

Dear Sir,

Pursuant to the clause 35 of the Listing Agreement, please find enclosed herewith the shareholding pattern of the Company for the quarter ended **30.09.2014**

You are requested to take note of the same.

Thanking You

For SBEC Sugar Limited




Encl: as above

Introductory sub-table (I)(a)

Name of the Company: SBEC SUGAR LIMITED			
Scrip Code, Name of the scrip, class of security: 532102, Equity Shares, Equity			
Quarter ended: 30.09.2014			
Partly paid-up shares:-	No. of partly paid-up shares	As a % of total no. of partly paid-up shares	As a % of total no. of shares of the company
Held by promoter/promoter group	0	0	0
Held by public	0	0	0
Total	0	0	0
Outstanding convertible securities:-	No. of outstanding securities	As a % of total no. of outstanding convertible securities	As a % of total no. of shares of the company, assuming full conversion of the convertible securities
Held by promoter/promoter group	0	0	0
Held by public	0	0	0
Total	0	0	0
Warrants:-	No. of warrants	As a % of total no. of warrants	As a % of total no. of shares of the company, assuming full conversion of warrants
Held by promoter/promoter group	0	0	0
Held by public	0	0	0
Total	0	0	0
Total paid-up capital of the company, assuming full conversion of warrants and convertible securities	47653880		100


for SBEC SUGAR LIMITED



Shweta
Khurana
Company Secretary

Statement Showing Shareholding Pattern as on 30.09.2014

Category code	Category of Shareholder	Table I(a)						
		Number of Shareholders	Total number of shares	Number of shares held in dematerialized form	Total shareholding as a percentage of total number of shares		Shares Pledged or otherwise encumbered	
					As a percentage of(A+B) ¹	As a percentage of (A+B+C)	Number of shares	As a percentage
(i)	(ii)	(iii)	(iv)	(v)	(vi)	(vii)	(viii) = (vii)/(vi)*100	
(A)	Shareholding of Promoter and Promoter Group							
1	Indian							
(a)	Individuals/ Hindu Undivided Family	3	1655010	1626700	3.47	3.47	0	0.00
(b)	Central Government/ State Government(s)	0	0	0	0.00	0.00	0	0.00
(c)	Bodies Corporate	4	28777107	28777107	60.39	50.98	7000000	24.32
(d)	Financial Institutions/ Banks	0	0	0	0.00	0.00	0	0.00
(e)	Any Others(Specify)	0	0	0	0.00	0.00	0	0.00
(e-i)		0	0	0	0.00	0.00	0	0.00
(e-ii)		0	0	0	0.00	0.00	0	0.00
	Sub Total(A)(1)	7	30432117	30403807	63.86	63.86	7000000	23.00
2	Foreign							
a	Individuals (Non-Residents Individuals/Foreign Individuals)	0	0	0	0.00	0.00	0	0.00
b	Bodies Corporate	0	0	0	0.00	0.00	0	0.00
c	Institutions	0	0	0	0.00	0.00	0	0.00
d	Qualified Foreign Investor	0	0	0	0.00	0.00	0	0.00
e	Any Others(Specify)	0	0	0	0.00	0.00	0	0.00
e-i		0	0	0	0.00	0.00	0	0.00
e-ii		0	0	0	0.00	0.00	0	0.00
	Sub Total(A)(2)	0	0	0	0.00	0.00	0	0.00
	Total Shareholding of Promoter and Promoter Group (A)= (A)(1)+(A)(2)	7	30432117	30403807	63.86	54.46	7000000	23.00
(B)	Public shareholding						NA	NA
1	Institutions							
(a)	Mutual Funds/ UTI	0	0	0	0.00	0.00	0	0.00
(b)	Financial Institutions/ Banks	0	0	0	0.00	0.00	0	0.00
(c)	Central Government/ State	0	0	0	0.00	0.00	0	0.00
(d)	Venture Capital Funds	0	0	0	0.00	0.00	0	0.00
(e)	Insurance Companies	0	0	0	0.00	0.00	0	0.00
(f)	Foreign Institutional Investors	2	959700	0	2.01	2.01	0	0.00
(g)	Foreign Venture Capital Investors	0	0	0	0.00	0.00	0	0.00
(h)	Qualified Foreign Investor	0	0	0	0.00	0.00	0	0.00
(i)	Any Other (specify)	0	0	0	0.00	0.00	0	0.00
(i-ii)		0	0	0	0.00	0.00	0	0.00
(i-ii)		0	0	0	0.00	0.00	0	0.00
	Sub-Total (B)(1)	2	959700	0	2.01	2.01	0	0.00
2	Non-institutions						NA	NA
(a)	Bodies Corporate	68	9239995	6828545	19.39	19.39	0	0.00
(b)	Individuals							
i	Individuals - i. Individual shareholders holding nominal share capital up to Rs 1 lakh	3524	4174888	386858	8.76	8.76	0	0.00
ii	Individuals - ii. Individual shareholders holding nominal share capital in excess of Rs. 1 lakh.	76	2833839	200839	5.95	5.95	0	0.00
(c)	Qualified Foreign Investor	0	0	0	0.00	0.00	0	0.00
(d)	Any Other (specify)	0	0	0	0.00	0.00	0	0.00
(d-i)	HUF	16	12069	8969	0.03	0.03	0	0.00
(d-ii)	NRI	3	1272	1272	0.01	0.01	0	0.00
	Sub-Total (B)(2)	3687	16262063	7426483	34.13	34.13	0	0.00
(B)	Total Public Shareholding (B)= (B)(1)+(B)(2)	3689	17221763	7426483	36.14	36.14	NA	NA
	TOTAL (A)+(B)	3696	47653880	37830290	100.00	100.00	7000000	14.69
(C)	Shares held by Custodians and against which Depository Receipts have been issued						NA	NA
1	Promoter and Promoter Group	0	0	0	0	0.00	0	0.00
2	Public	0	0	0	0	0.00	0	0.00
	Sub-Total (C)	0	0	0	0	0	0	0.00
	GRAND TOTAL (A)+(B)+(C)	3696	47653880	37830290	NA	100.00	7000000	14.69




Sr.No	Notes
1	
2	
3	
4	
5	
6	
7	
8	
9	



(1)(b) Statement showing holding of securities (including shares, warrants, convertible securities) of persons belonging to the category "Promoter and Promoter Group"


Sr. No.	Name of the shareholder	Details of Shares held			Encumbered shares (%)		Details of warrants		Details of convertible securities		Total shares (including underlying shares assuming
		Number of shares held	As a % of grand total (A)+(B)+(C)	No.	As a percentage (V)=(VI)/(III)*100	As a % of grand total (A)+(B)+(C) of sub-clause (I)(a)	Number of warrants held	As a % total number of warrants of the same class	Number of convertible securities held	As a % total number of convertible securities of the same class	
(i)	(ii)	(iii)	(iv)	(v)	(vi)	(vii)	(viii)	(ix)	(x)	(xi)	(xii)
1	Mr. U.K.Modi	1571223	3.30	0	0.00	0.00	0	0	0	0	0
2	Mrs. Kunkum Modi	28300	0.06	0	0.00	0.00	0	0	0	0	0
3	Jayesh Modi	55487	0.12	0	0.00	0.00	0	0	0	0	0
4	Longwell Investment Pvt. Ltd.	2721500	5.71	0	0.00	0.00	0	0	0	0	0
5	A to Z Holding Pvt. Ltd.	3382500	7.10	0	0.00	0.00	0	0	0	0	0
6	Moderate Leasing & Capital Services Ltd.	8442223	17.72	0	0.00	0.00	0	0	0	0	0
7	SBEC Systems (India) Ltd.	14230884	29.86	7000000	49.19	14.69					
	TOTAL	30432117	63.86	7000000	23.00	14.69	0	0	0	0	0

(*) The term "encumbrance" has the same meaning as assigned to it in regulation 28(3) of the SAST Regulations, 2011




(I)(c)(i) Statement showing holding of securities (including shares, warrants, convertible securities) of persons belonging to the category "Public" and holding more than 1% of the total number of shares

Sr. No.	Name of the shareholder	Number of shares held	Shares as a percentage of total number of shares {i.e., Grand Total (A)+(B)+(C) indicated in Statement at para (I)(a) above}	Details of warrants		Details of convertible securities		Total shares (including underlying shares assuming full conversion of warrants and convertible securities) as a % of diluted share capital
				Number of warrants held	As a % total number of warrants of the same class	Number of convertible securities held	% w.r.t total number of convertible securities of the same class	
1	Abhikum Leasing and Investments Pvt. Ltd.	3539671	7.43	0	0	0	0	0
2	Jaykum Investments Pvt. Ltd.	2377973	4.99	0	0	0	0	0
3	Karvy Consultants Ltd.	760500	1.60	0	0	0	0	0
4	Paras Mal Jain	711400	1.49	0	0	0	0	0
5	Occident Orient Company Ltd.	710600	1.49	0	0	0	0	0
6	PKG Finlease and Holding Pvt. Ltd.	651192	1.37	0	0	0	0	0
7	T C Healthcare Pvt. Ltd.	580218	1.22	0	0	0	0	0
TOTAL		9331554	19.58	0	0	0	0	0




(I)(c)(ii) Statement showing holding of securities (including shares, warrants, convertible securities) of persons (together with PAC) belonging to the category "Public" and holding more than 5% of the total number of shares of the company

Sr. No.	Name(s) of the shareholder(s) and the Persons Acting in Concert (PAC) with them	Number of shares	Shares as a percentage of total number of shares (i.e., Grand Total (A)+(B)+(C) indicated in Statement at para (I)(a) above)	Details of warrants		Details of convertible securities		Total shares (including underlying shares assuming full conversion of warrants and convertible securities) as a % of diluted share capital
				Number of warrants	As a % total number of warrants of the same class	Number of convertible securities held	% w.r.t total number of convertible securities of the same class	
1	Abhikum Leasing and Investments Pvt. Ltd.	3539671	7.43	0	0	0	0	0
TOTAL		3539671	7.43	0	0	0	0	0



(I)(d) Statement showing details of locked-in shares

Sr. No.	Name of the shareholder	Number of locked-in shares	Locked-in shares as a percentage of total number of shares {i.e., Grand Total (A)+(B)+(C) indicated in Statement at para (I)(a) above}
1			
2			
3		-----NIL-----	
4			
5			
TOTAL			



(H)(a) Statement showing details of Depository Receipts (DRs)

Sr. No.	Type of outstanding DR (ADRs, GDRs, SDRs, etc.)	Number of outstanding DRs	Number of shares underlying outstanding DRs	Shares underlying outstanding DRs as a percentage of total number of shares {i.e., Grand Total (A)+(B)+(C) indicated in Statement at para (I)(a) above}
1				
2	-----NIL-----			
3				
TOTAL				

Shweta



(II)(b) Statement showing holding of Depository Receipts (DRs), where underlying shares held by "promoter/promoter group" are in excess of 1% of the total number of shares

Sr. No.	Name of the DR Holder	Type of outstanding DR (ADRs, GDRs, SDRs, etc.)	Number of shares underlying outstanding DRs	Shares underlying outstanding DRs as a percentage of total number of shares (i.e., Grand Total (A)+(B)+(C) indicated in Statement at para (I)(a) above)
1				
2	-----N.A.-----			
3				
TOTAL				

Shweta

