

Introductory sub-table (I)(a)

Name of the Company: SBEC SUGAR LIMITED			
Scrip Code, Name of the scrip, class of security: 532102 , Equity Shares , Equity			
Quarter ended: 31.03.2014			
Partly paid-up shares:-	No. of partly paid-up shares	As a % of total no. of partly paid-up shares	As a % of total no. of shares of the company
Held by promoter/promoter group	0	0	0
Held by public	0	0	0
Total	0	0	0
Outstanding convertible securities:-	No. of outstanding securities	As a % of total no. of outstanding convertible securities	As a % of total no. of shares of the company, assuming full conversion of the convertible securities
Held by promoter/promoter group	0	0	0
Held by public	0	0	0
Total	0	0	0
Warrants:-	No. of warrants	As a % of total no. of warrants	As a % of total no. of shares of the company, assuming full conversion of warrants
Held by promoter/promoter group	0	0	0
Held by public	0	0	0
Total	0	0	0
Total paid-up capital of the company, assuming full conversion of warrants and convertible securities	47653880		100

For SBEC SUGAR LIMITED




B.K. Lathra
(Chief Operating Officer)

Statement Showing Shareholding Pattern as on 31.03.2014

Category code	Category of Shareholder	Number of Shareholders	Table (I)(a)		Total shareholding as a percentage of total number of shares		Shares Pledged or otherwise encumbered		
			Total number of shares	Number of shares held in dematerialized form	As a percentage of (A+B) ¹	As a percentage of (A+B+C)	Number of shares	As a percentage	
			(IV)	(V)	(VI)	(VII)	(VIII)	(IX) = (VIII)/(IV)*100	
(A)	Shareholding of Promoter and Promoter Group								
1	Indian								
(a)	Individuals/ Hindu Undivided Family	3	1655010	1626700	3.47	3.47	0	0.00	
(b)	Central Government/ State Government(s)	0	0	0	0.00	0.00	0	0.00	
(c)	Bodies Corporate	4	24296073	24296073	50.98	50.98	7000000	28.81	
(d)	Financial Institutions/ Banks	0	0	0	0.00	0.00	0	0.00	
(e)	Any Others (Specify)	0	0	0	0.00	0.00	0	0.00	
(e-i)		0	0	0	0.00	0.00	0	0.00	
(e-ii)		0	0	0	0.00	0.00	0	0.00	
	Sub Total(A)(1)	7	25951083	25922773	54.46	54.46	7000000	26.97	
2	Foreign								
a	Individuals (Non-Residents Individuals/Foreign Individuals)	0	0	0	0.00	0.00	0	0.00	
b	Bodies Corporate	0	0	0	0.00	0.00	0	0.00	
c	Institutions	0	0	0	0.00	0.00	0	0.00	
d	Qualified Foreign Investor	0	0	0	0.00	0.00	0	0.00	
e	Any Others (Specify)	0	0	0	0.00	0.00	0	0.00	
e-i		0	0	0	0.00	0.00	0	0.00	
e-ii		0	0	0	0.00	0.00	0	0.00	
	Sub Total(A)(2)	0	0	0	0.00	0.00	0	0.00	
	Total Shareholding of Promoter and Promoter Group (A) = (A)(1)+(A)(2)	7	25951083	25922773	54.46	54.46	7000000	26.97	
(B)	Public shareholding						NA	NA	
1	Institutions								
(a)	Mutual Funds/ UTI		0	0	0.00	0.00	0	0.00	
(b)	Financial Institutions/ Banks		0	0	0.00	0.00	0	0.00	
(c)	Central Government/ State		0	0	0.00	0.00	0	0.00	
(d)	Venture Capital Funds		0	0	0.00	0.00	0	0.00	
(e)	Insurance Companies		0	0	0.00	0.00	0	0.00	
(f)	Foreign Institutional Investors		0	0	0.00	0.00	0	0.00	
(g)	Foreign Venture Capital Investors		0	0	0.00	0.00	0	0.00	
(h)	Qualified Foreign Investor		0	0	0.00	0.00	0	0.00	
(i)	Any Other (specify)		0	0	0.00	0.00	0	0.00	
(i-ii)			0	0	0.00	0.00	0	0.00	
(i-ii)			0	0	0.00	0.00	0	0.00	
	Sub-Total (B)(1)	0	0	0	0.00	0.00	0	0.00	
B 2	Non-institutions						NA	NA	
(a)	Bodies Corporate	64	13718307	11306857	28.79	28.79	0	0.00	
(b)	Individuals								
i	i. Individual shareholders holding nominal share capital up to Rs 1 lakh	3535	4184588	388858	8.78	8.78	0	0.00	
ii	ii. Individual shareholders holding nominal share capital in excess of Rs. 1 lakh.	75	2820412	187412	5.92	5.92	0	0.00	
(c)	Qualified Foreign Investor	0	0	0	0.00	0.00	0	0.00	
(d)	Any Other (specify)-Clearing Member, OCB	2	959915	215	2.01	2.01	0	0.00	
(d-i)	HUF	17	12803	9703	0.03	0.03	0	0.00	
(d-ii)	NRI	5	6772	6772	0.01	0.01	0	0.00	
	Sub-Total (B)(2)	3698	21702797	11899817	45.54	45.54	0	0.00	
(B)	Total Public Shareholding (B) = (B)(1)+(B)(2)	3698	21702797	11899817	45.54	45.54	NA	NA	
	TOTAL (A)+(B)	3705	47653880	37822590	100.00	100.00	7000000	14.69	
(C)	Shares held by Custodians and against which Depository Receipts have been issued						NA	NA	
1	Promoter and Promoter Group	0	0	0	0	0.00	0		
2	Public	0	0	0	0	0.00	0		
	Sub-Total (C)	0	0	0	0	0	0	0	
	GRAND TOTAL (A)+(B)+(C)	3705	47653880	37822590	NA	100.00	7000000	14.69	


For SBEC SUGAR LIMITED



(D)(b) Statement showing holding of securities (including shares, warrants, convertible securities) of persons belonging to the category "Promoter and Promoter Group"


Sr. No.	Name of the shareholder	Details of Shares held		Encumbered shares (*)			Details of warrants		Details of convertible securities		Total shares (including underlying shares assuming
		Number of shares held	As a % of grand total +(B)+(C)	No.	As a percentage	(V)=(VI)/(III)*100	(VII)	(VIII)	Number of warrants held	As a % total number of warrants of the same class	
(i)	(ii)	(iii)	(iv)	(v)	(vi)=(v)/(iii)*100	(vii)	(viii)	(ix)	(x)	(xi)	(xii)
1	Mr. U.K.Modi	1571223	3.30	0	0.00	0.00	0	0	0	0	0
2	Mrs. Kamkum Modi	28300	0.06	0	0.00	0.00	0	0	0	0	0
3	Jayesh Modi	55487	0.12	0	0.00	0.00	0	0	0	0	0
4	Longwell Investment Pvt. Ltd.	2721500	5.71	0	0.00	0.00	0	0	0	0	0
5	A to Z Holding Pvt. Ltd.	3128400	6.56	0	0.00	0.00	0	0	0	0	0
6	Moderate Leasing & Capital Services Ltd.	4215289	8.85	0	0.00	0.00	0	0	0	0	0
7	SBEC Systems (India) Ltd.	14230884	29.86	7000000	49.19	14.69	0	0	0	0	0
TOTAL		25951083	54.46	7000000	26.97	14.69	0	0	0	0	0

(*) The term "encumbrance" has the same meaning as assigned to it in regulation 28(3) of the SAST Regulations, 2011



(f)(c)(i) Statement showing holding of securities (including shares, warrants, convertible securities) of persons belonging to the category "Public" and holding more than 1% of the total number of shares

Sr. No.	Name of the shareholder	Number of shares held	Shares as a percentage of total number of shares (i.e., Grand Total (A)+(B)+(C) indicated in Statement at para (D)(a) above)	Details of warrants		Details of convertible securities		Total shares (including underlying shares assuming full conversion of warrants and convertible securities) as a % of diluted share capital
				Number of warrants held	As a % total number of warrants of the same class	Number of convertible securities held	% w.r.t total number of convertible securities of the same class	
1	Kumabhi Investments Pvt. Ltd.	2387050	5.01	0	0	0	0	0
2	Meghkum Leasing & Investment Pvt. Ltd.	2381650	4.99	0	0	0	0	0
3	ABC Holding Pvt. Ltd.	2383300	5.00	0	0	0	0	0
4	Jaykum Investments Pvt. Ltd.	2375278	4.98	0	0	0	0	0
5	Abhikum Leasing & Investments Pvt. Ltd.	1380955	2.90	0	0	0	0	0
6	Karvy Consultants Ltd.	760500	1.60	0	0	0	0	0
7	Paras Mal Jain	711400	1.49	0	0	0	0	0
8	Occident Orient Company Ltd.	959700	2.01	0	0	0	0	0
9	PKG Finlease and Holding Pvt. Ltd.	651192	1.37	0	0	0	0	0
10	T C Healthcare Pvt. Ltd.	580218	1.22	0	0	0	0	0
TOTAL		14571243	30.58	0	0	0	0	0


FOR SURE


 Authorised Signatory

(I)(c)(ii) Statement showing holding of securities (including shares, warrants, convertible securities) of persons (together with PAC) belonging to the category "Public" and holding more than 5% of the total number of shares of the company

Sr. No.	Name(s) of the shareholder(s) and the Persons Acting in Concert (PAC) with them	Number of shares	Shares as a percentage of total number of shares {i.e., Grand Total (A)+(B)+(C) indicated in Statement at para (I)(a) above}	Details of warrants		Details of convertible securities		Total shares (including underlying shares assuming full conversion of warrants and convertible securities) as a % of diluted
				Number of warrants	As a % total number of warrants of the same class	Number of convertible securities held	% w.r.t total number of convertible securities of the same class	
1	Kumabhi Investments Pvt. Ltd.	2387050	5.01	0	0	0	0	0
TOTAL		2387050	5.01	0	0	0	0	0

for SBEC SUGAR LIMITED




Authorised Signatory

(I)(d) Statement showing details of locked-in shares

Sr. No.	Name of the shareholder	Number of locked-in shares	Locked-in shares as a percentage of total number of shares (i.e., Grand Total (A)+(B)+(C) indicated in Statement at para (I)(a) above)
1			
2			
3		-----NIL-----	
4			
5			
TOTAL			


FOR DDECC SUGAR



Authorised Signatory

(II)(a) Statement showing details of Depository Receipts (DRs)

Sr. No.	Type of outstanding DR (ADRs, GDRs, SDRs, etc.)	Number of outstanding DRs	Number of shares underlying outstanding DRs	Shares underlying outstanding DRs as a percentage of total number of shares (i.e., Grand Total (A)+(B)+(C) indicated in Statement at para (I)(a) above)
1				
2	-----NIL-----			
3				
TOTAL				

For SBEC SUGAR LIMITED
New Delhi

Authorized Signatory

(II)(b) Statement showing holding of Depository Receipts (DRs), where underlying shares held by "promoter/promoter group" are in excess of 1% of the total number of shares

Sr. No.	Name of the DR Holder	Type of outstanding DR (ADRs, GDRs, SDRs, etc.)	Number of shares underlying outstanding DRs	Shares underlying outstanding DRs as a percentage of total number of shares (i.e., Grand Total (A)+(B)+(C) indicated in Statement at para (I)(a) above)
1				
2	-----N.A.-----			
3				
TOTAL				

